













HIGH LAB											
modello	HL REVOLUTION 1200 W.T.S.	HL REVOLUTION 510 W.T.S.	HL SIMPLY W.T.S.	HL MICRO PLUS W.T.S.	DOWN MICRO HL W.T.S.	HL MICRO W.T.S.	DIABLE 1200 W.T.S.	DIABLE 1000 W.T.S.	DIABLE 700 W.T.S.	LAND 800 SQ	LAND 650 SQ
temperatura °C	+15 / -11 -18 / -40	+15 / -1 -7 / -24	+15 / -5 -11 / -30	+18 / +3 -2 / -18	+20 / +5 0 / -15	+22 / +15 +12 / 0	+15 / -9 -16 / -37	+15 / -6 -12 / -32	+15 / -1 -7 / -25	+18 / -1 -7 / -24	+18 / +3 -2 / -19
peso con custodia kg	1,85	1,1	2,1	1,3	0,900	0,750	2,1	1,8	1,5	1,95	1,85
dimensioni cm	215x80x55	215x80x55	210x80x55	210x80x55	215x80x55	220x80x55	220x80x50	220x80x50	220x80x50	215x80	215x80
tessuto esterno	Pertex Microlight	Pertex Microlight	Pertex Microlight	Pertex Microlight	Pertex Microlight	Nylon Ripstop	Polyester	Polyester	Polyester	Polyester Ripstop	Polyester Ripstop
tessuto interno	Nylon	Nylon	Nylon Ripstop	Nylon Ripstop	Nylon	Nylon Ripstop	Polyester	Polyester	Polyester	Cotton Polyester	Cotton Polyester
peso imbottitura g	1190	610	1500	750	350	100 g/m ² 2 layers	1200	1000	700	800	650
imbottitura	Extradown 95/5	Extradown 95/5	Microfibre	Microfibre	Extradown 90/10	Thermolite Extreme	Down 80/20	Down 80/20	Down 70/30	Down 50/50	Down 50/50
coprilampo	•	•	•	•	•	•	•	•	•	•	•
termocollare	•	•	•	•	•	•	•	•	•	•	•
cupolino parafreddo	•	•	•	•	•	•	•	•	•	•	•
sacca custodia ø cm	23x41	18x34	22x46	18x38	16x28	16x19	24x38	22x38	20x38	23x33	22x28
pagina	35	35	36	37	38	39	125	125	125	126	126

FIBRA CAVA












modello	LIGHTEC 950	LIGHTEC 800	LIGHTEC 550	LIGHTEC 1100 SQ	LIGHTEC 900 SQ	LIGHTEC 700 SQ	NADIR 580	NADIR 540	NADIR 540 SQ	NADIR 300 LITE	NADIR 300 SQ
temperatura °C	+20 / +9 +4 / -10	+22 / +15 +11 / -1	+24 / +20 / +10	+20 / +9 +5 / -9	+22 / +15 +12 / 0	+24 / +20 / +10	+20 / +6 +2 / -13	+20 / +7 +3 / -12	+20 / +9 +5 / -9	+20 / +10 +6 / -7	+22 / +12 +9 / -4
peso con custodia kg	0,950	0,800	0,550	1,100	0,900	0,700	1,6	1,8	2,05	1,1	1,5
dimensioni cm	215x80x50	215x80x50	215x80x50	215x75	215x75	215x75	220x80x50	220x80x50	220x80	220x80x50	220x80
tessuto esterno	Polyester Ripstop	Polyester Ripstop	Polyester Ripstop	Polyester Ripstop	Polyester Ripstop	Polyester Ripstop	Polyester Dobby Ripstop	Polyester Dobby Ripstop	Polyester Dobby Ripstop	Polyester Dobby Ripstop	Polyester Dobby Ripstop
tessuto interno	Nylon	Nylon	Nylon	Nylon	Nylon	Nylon	Polyester	Polyester	Cotton Polyester	Polyester	Cotton Polyester
peso imbottitura g	150 g/m ² 2 layers	100 g/m ² 2 layers	50 g/m ² 2 layers	150 g/m ² 2 layers	100 g/m ² 2 layers	50 g/m ² 2 layers	120 g/m ² 4 layers	120 g/m ² 4 layers	120 g/m ² 4 layers	120 g/m ² 2 layers	120 g/m ² 2 layers
imbottitura	Fibre HTF compact	Fibre HTF compact	Fibre HTF compact	Fibre HTF compact	Fibre HTF compact	Fibre HTF compact	Fibre HTF Performance	Fibre HTF Performance	Fibre HTF Performance	Fibre HTF Performance	Fibre HTF Performance
coprilampo	•	•	•	•	•	•	•	•	•	•	•
termocollare							•	•	•	•	•
cupolino parafreddo	•	•	•	•	•	•	•	•	•	•	•
sacca custodia ø cm	15x31	16x27	12x24	16x32	16x28	15x25	23x37	23x37	24x38	19x35	19x38
pagina	130	130	130	131	131	131	133	133	133	134	134

PIUMA

FIBRA CAVA

											
LAND 400 SQ	LAND 500	LAND 200 SQ	ONTARIO	LIGHTEC DUVET 960 SQ W.T.S.	LIGHTEC DUVET 900 W.T.S.	LIGHTEC DUVET 750 W.T.S.	LIGHTEC DUVET 600 W.T.S.	LIGHTEC DUVET 700 LADY W.T.S.	NIGHTEC 600 LITE PRO	NIGHTEC 600 OLIVE	NIGHTEC 300
+20 / +7 +3 / -12	+20 / +5 0 / -16	0 / +12 / +25	+22 / +15 / +5	+20 / +9 +5 / -9	+20 / +4 0 / -16	+20 / +8 +3 / -11	+22 / +15 +12 / 0	+20 / +6 +1 / -14	+18 / +1 -4 / -21	1 / -5 / -21	+18 / +4 -1 / -17
1,4	1,4	1	2,2	0,950	0,900	0,750	0,600	0,700	1,4	1,8	1,25
215x75x50	215x75x50	210x75	230x80	215x75	215x80x50	215x80x50	215x80x50	200x75x50	220x80x55	220x80x55	220x80x55
Polyester Ripstop	Polyester	Polyester Ripstop	Polyester Cotton	Polyester	Polyester	Polyester	Polyester	Polyester	Nylon	Polyester Ripstop	Nylon
Cotton Polyester	Cotton Polyester	Cotton Polyester	Cotton Polyester	Polyester	Polyester	Polyester	Polyester	Polyester	Nylon	Polyester Ripstop	Nylon
400	500	200	1100	350	450	300	150	300	730	900	600
Down 50/50	Down 50/50	Down 70/30	Down	Down 90/10	Down 90/10	Down 90/10	Down 90/10	Down 90/10	Microfibr	Thermolite Quallo	Microfibr
•	•			•	•	•	•	•	•	•	•
•	•			•	•	•	•	•	•	•	•
•	•	•		•	•	•	•	•	•	•	•
20x28	20x26	15x22	22x45	16x25	16x33	15x25	12x23	15x25	18x38	22x44	16x36
126	126	126	127	128	128	128	128	129	132	132	132

FIBRA CAVA

										
NADIR LADY	QUASAR 1400	QUASAR 1400 SQ	QUASAR MAXI	QUASAR KID 1400 SQ	QUASAR 1000 SQ	QUASAR DUO	CAMPUS	INCA	T-READ	T-READ SQUARE
+20 / +6 +2 / -13	+22 / +12 +9 / -4	+22 / +13 +10 / -3	+22 / +13 +10 / -3	+22 / +11 / +8	+24 / +20 / +10	+22 / +13 +10 / -3	+24 / +20 / +10	+22 / +13 +10 / -3	+22 / +10	+22 / +10
1,6	1,5	1,7	1,95	1,2	1,2	1,9	1,2	1,9	1,3	1,5
205x75x50	220x80x50	220x80	230x90	180x75	220x80	220x80	180+35x80	220x80	220x80x50	220x80
Polyester Dobby Ripstop	Polyester Ripstop	Polyester Ripstop	Polyester Ripstop	Polyester Ripstop	Polyester Ripstop	Polyester Ripstop	Polyester Ripstop	Soft Touch Cotton	Polyester Ripstop	Polyester Ripstop
Cotton Polyester	Cotton Polyester	Cotton Polyester	Cotton Polyester	Cotton Polyester	Cotton Polyester	Cotton Polyester	Cotton Polyester	Soft Touch Cotton	Cotton Polyester	Cotton Polyester
120 g/m ² 4 layers	200 g/m ² 2 layers	200 g/m ² 2 layers	200 g/m ² 2 layers	200 g/m ² 2 layers	100 g/m ² 2 layers	200 g/m ² 2 layers	100 g/m ² 2 layers	200 g/m ² 2 layers	150 g/m ² 2 layers	150 g/m ² 2 layers
Fibre HTF Performance	Fibre HTF	Fibre HTF	Fibre HTF	Fibre HTF	Fibre HTF	Fibre HTF	Fibre HTF	Fibre HTF	Fibre HTF	Fibre HTF
•	•	•	•	•	•	•	•	•	•	•
•	•	•	•	•	•	•	•	•	•	•
•	•	•	•	•	•	•	•	•	•	•
23x34	19x39	19x41	21x40	18x28	18x36	19x37	18x28	21x35	23x37	23x37
134	135	135	135	135	135	136	136	136	137	137